



2017 Report Cards

FELTON LABORATORY CHARTER SCHOOL

Principal: Dr. Gloria Winkler

Superintendent: Elliot Smalley

Board Chair: Don McLaurin

School Phone: 803-536-7034

Enrollment 380

Grades K-8

Teachers 22

State Rating History*

Past Year's Ratings

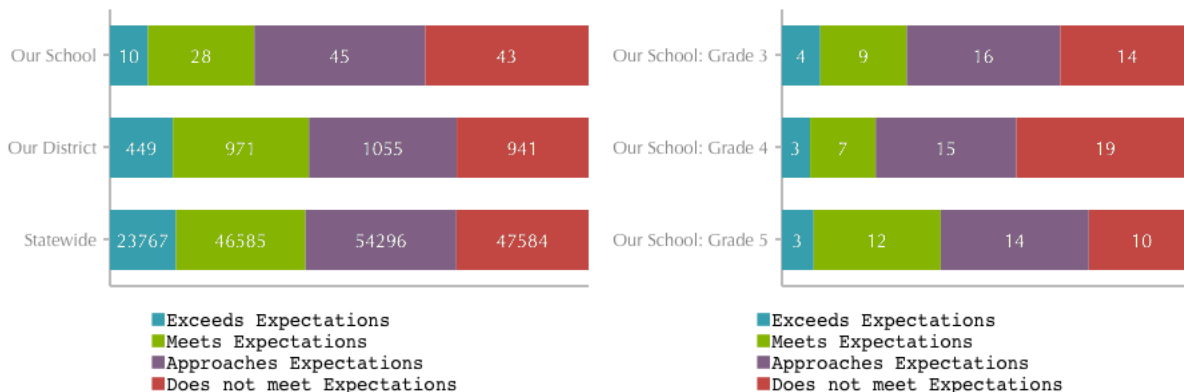
2014 - N/A

2013 - N/A

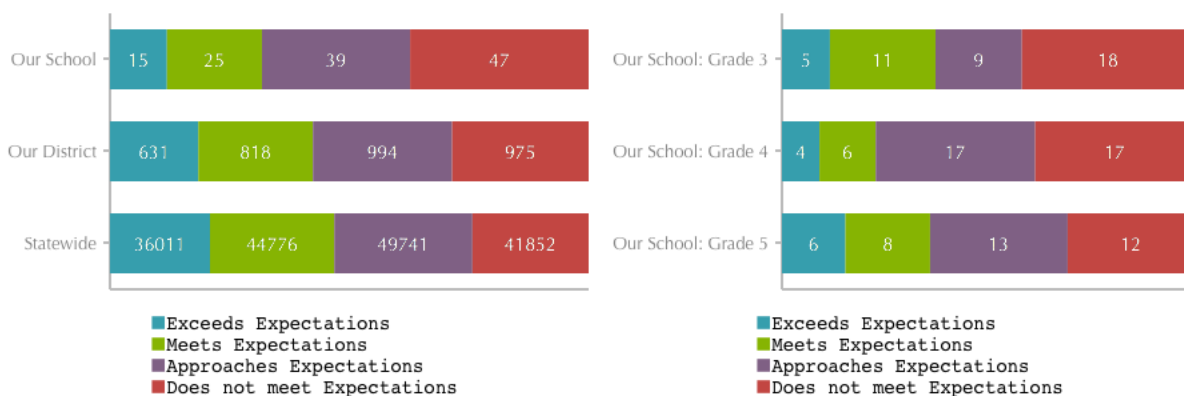
2012 - N/A

SC READY South Carolina College-and Career-Ready Assessments

English



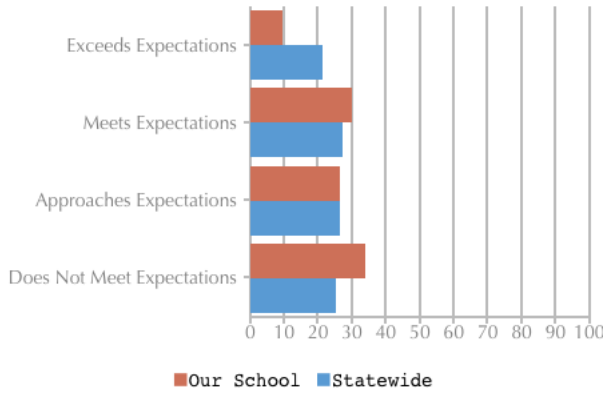
Mathematics



SCPASS

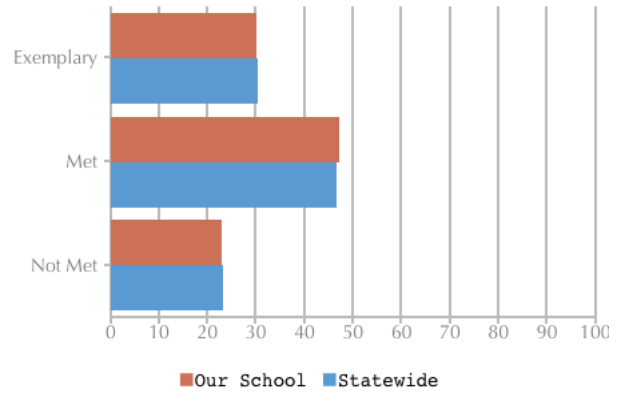
Science

Social Studies



Our School: Percent Met and Above for each grade level

4th Grade	5th Grade
40.9	38.5



Our School: Percent Met and Above for each grade level

4th Grade	5th Grade
79.5	74.4

Opportunities

For students to meet the profile of the SC Graduate

	Our School	Change from last year
Students (n = 380)		
% of students in poverty (TANF, Medicaid, SNAP, foster child or homeless)	67.5	Up from 64.8
Attendance rate	99.9	Up from 95.3
With disabilities	0.0	No change
Out-of-school suspensions or expulsions for violent and/or criminal offenses	0.0	N/A
Percentage of students served by gifted and talented program	18.5	Up from 13.2
Percentage of students retained	0.0	No change
Teachers (n = 22)		
Percentage of teachers with advanced degrees	59.1	Down from 61.9
Percentage of teachers on continuing contract	77.3	Up from 0.0
Teachers returning from previous year	N/A	N/A
Teacher attendance rate	99.1	N/A
Average teacher salary	\$46,738	N/A
Professional development days/teacher	5.0	Up from 0.5
Percentage of teacher vacancies for more than 9 weeks	4.5	Up from 0.0
School		
Principal's/Superintendent's/Director's years at school/district	1	Down from 5

Student-teacher ratio in core subjects	23.9 to 1	N/A
Prime instructional time	99.0	N/A
Opportunities in the arts	Good	No change
AdvancEd (SACS) accreditation	Yes	No change
Parents attending conferences	100.0	No change
Character development program	Average	Down from Good
Average age of books / electronic media in the school library	16.0	N/A
Number of resources available per student in the school library media center	29.2	Up from
Percent of classrooms with wireless access	N/AV	N/A
Percent of students served by 1:1 learning	N/AV	N/A
Number of devices dedicated for student use	N/AV	N/A
Percentage of classes not taught by highly qualified teachers	Under Revision	N/A
Dollars spent per pupil	N/AV	N/A
Percent of expenditures for instruction	N/AV	N/A
Percent of expenditures for teacher salaries	N/AV	N/A
Number of online or blended (50% online) courses offered	N/AV	N/A

Evaluations by Teachers, Students, and Parents

Evaluations by Teachers, Students, and Parents			
	Teachers	Students*	Parents*
Number of surveys returned	14	34	25
Percent satisfied with learning environment	85.7%	88.2%	92.0%
Percent satisfied with social and physical environment	92.8%	80.6%	92.0%
Percent satisfied with school-home relations	85.8%	74.3%	80.0%

*Only students at the highest elementary school grade and their parents were included.