



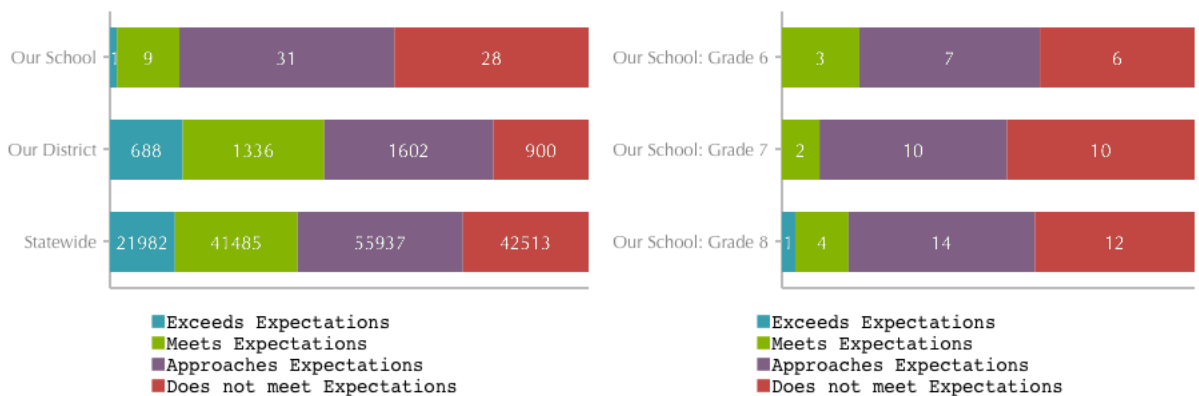
2017 Report Cards

NEXT HIGH

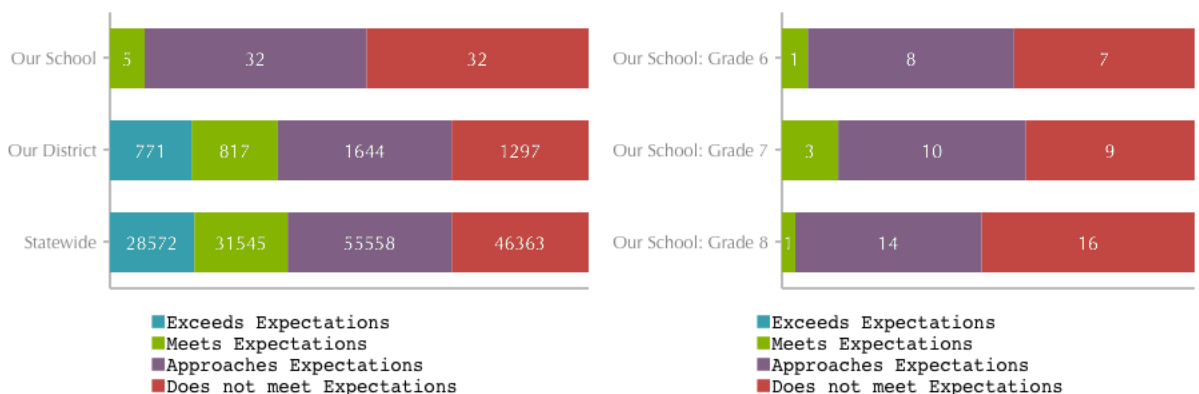
Principal:	Zach Eikenberry (school leader/Founding CEO) NEXT High School	Enrollment	355	State Rating History*
Superintendent:	Elliot Smalley	Grades	6-12	Past Year's Ratings
Board Chair:	Don McLaurin	Teachers	30	2014 - N/A
School Phone:	NEXT High Scho			2013 - N/A
				2012 - N/A

SC READY South Carolina College-and Career-Ready Assessments

English



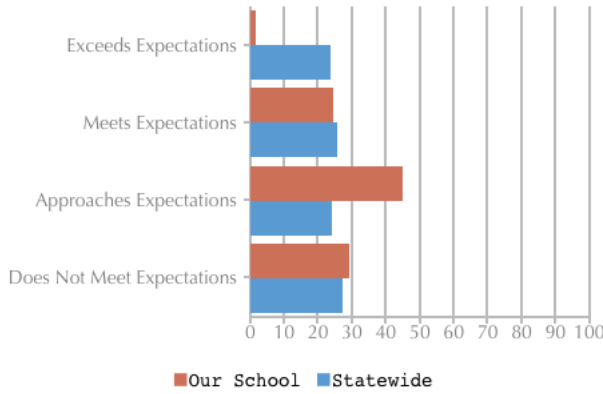
Mathematics



SCPASS

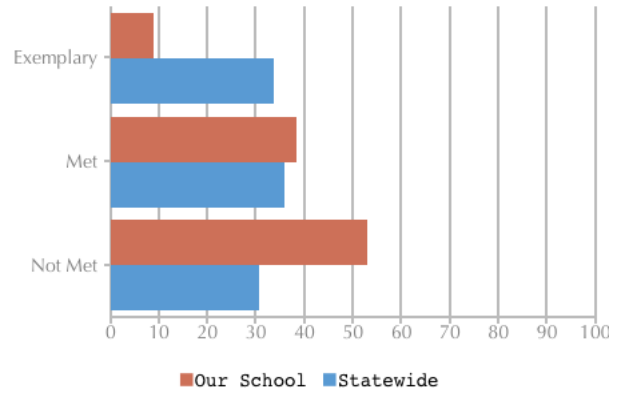
Science

Social Studies



Our School: Percent Met and Above for each grade level

6th Grade	7th Grade	8th Grade
25.0	31.8	22.6



Our School: Percent Met and Above for each grade level

6th Grade	7th Grade	8th Grade
37.5	31.8	63.3

End of Course Tests

Percent of tests with scores of 60 or above on:	Our School
Algebra 1/Math for the Technologies 2	61.0
English 1	81.9
Biology 1	70.6
US History and the Constitution	61.1
All Subjects	68.5

Opportunities

For students to meet the profile of the SC Graduate

	Our School	Change from last year
Students (n = 355)		
% of students in poverty (TANF, Medicaid, SNAP, foster child or homeless)	45.5	Up from 28.4
Percent of Students (7th and 8th grade) enrolled in high school credit courses	50	N/A
Attendance rate	88.7	N/A
With disabilities	3.5	N/A
Out-of-school suspensions or expulsions for violent and/or criminal offenses	1.7	N/A
Percentage of students served by gifted and talented program	0.3	N/A
Percentage of students retained	0.0	N/A
Annual Dropout Rate	0.0	N/A

Teachers (n = 30)		
Percentage of teachers with advanced degrees	53.3	N/A
Percentage of teachers on continuing contract	56.7	N/A
Teachers returning from previous year	N/AV	N/A
Teacher attendance rate	95.4	N/A
Average teacher salary	N/AV	N/A
Professional development days/teacher	9.0	N/A
Percentage of teacher vacancies for more than 9 weeks	0.0	No change
School		
Principal's/Superintendent's/Director's years at school/district	3	N/A
Student-teacher ratio in core subjects	15.3 to 1	N/A
Prime instructional time	83.8	N/A
Opportunities in the arts	Poor	Down from
Opportunities in foreign languages	Good	Down from Excellent
AdvancEd (SACS) accreditation	Yes	N/A
Parents attending conferences	49.3	N/A
Character development program	Average	Down from
Average age of books / electronic media in the school library	N/AV	N/A
Number of resources available per student in the school library media center	N/AV	N/A
Percent of classrooms with wireless access	91-100%	N/A
Percent of students served by 1:1 learning	91-100%	N/A
Number of devices dedicated for student use	345	N/A
Percentage of classes not taught by highly qualified teachers	Under Revision	N/A
Dollars spent per pupil	N/AV	N/A
Percent of expenditures for instruction	N/AV	N/A
Percent of expenditures for teacher salaries	N/AV	N/A
Number of online or blended (50% online) courses offered	N/AV	N/A

Evaluations by Teachers, Students, and Parents

Evaluations: Data Currently Unavailable - This information may not have been released yet
 *Only students at the highest middle school grade and their parents were included