

Not Available

Greenville Tech Charter High School
2017-2018 Standing

Mission: to provide equitable opportunities for all students to acquire an education focused on linkages among rigorous academics, technology and careers to produce graduates who are prepared for success in the global workforce of the 21st century



Year Opened:

1999

Grades Served:

9-12

Location:

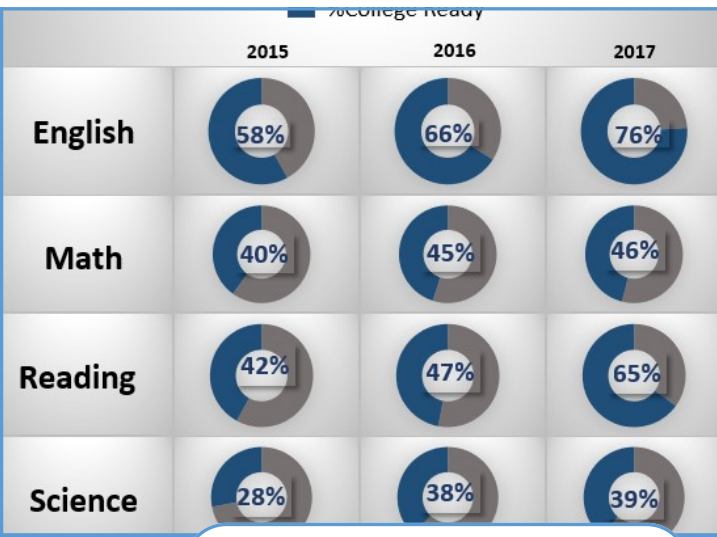
Greenville, SC

Year	Enrollment	FRL%	POC%	SPED%	EL%
2015					
2016					
2017	420	6.4	32.9	8.1	-

SPF Performance High

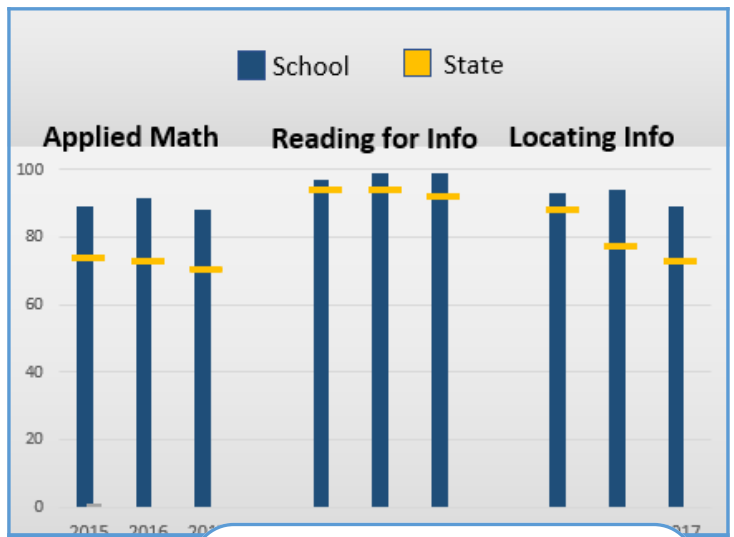


High School



COLLEGE READINESS

Readiness Rating: TBD



WORKFORCE READINESS

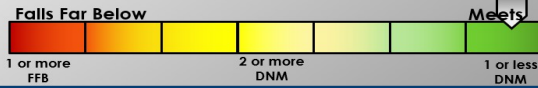
Readiness Rating: TBD

Measure	16-17 %M/E	Standard Rating	PY %	Trend Rating	District %M/E	Comparison Rating
Math%	90.1	Exceeds	93.4	NA	78.7	Exceeds
English%	94.1	Exceeds	89.6	NA	79.7	Exceeds
Biology%	92.9	Exceeds	92.3	NA	77.3	Exceeds
US Hist%	85.0	Exceeds	91.2	NA	76.3	Meets
EVAAS	Level 3	Average*	-	-	-	-
ACT Comp.	21.8	Exceeds	21.5	NA	18.5	Exceeds
4yr Grad	97.8	Exceeds	100.0	NA	87.3	Exceeds
5yr Grad	100.0	Exceeds	99.1	NA	87.8	Exceeds

*EVAAS ratings correspond to state naming conventions; in alignment with state accountability, high school EVAAS is reported here, but not included in calculations.

FINANCE

SPF Performance Financial



Near-Term Indicators

Does the school have adequate cash on hand to pay expenses?	Meets
Does the school have the ability to cover its current liabilities with its current assets?	Meets
Is the school able to meet debt obligations or covenants?	Meets

Sustainability Indicators

Is the school living within its available resources?	Meets
Is a reasonable proportion of the school's assets financed through debt?	Meets
Other: What percentage of expenditures is coded as being for instruction?	58%

Near-Term Indicators		
7a - School Assets Cover Liabilities	2016	2017
Current Assets	767,451	1,234,996
Current Liabilities	300,405	397,479
Current Ratio	2.55	3.11
Prior Year Current Ratio	0.00	2.55
Meets Standard (Current Ratio > 1.1)	Meets Standard	Meets Standard
7b2 - Adequate Cash on Hand (Using Cash/Equivalents)	2016	2017
Unrestricted Cash	-	743,122
Total Expenses	3,857,648	4,089,737
Depreciation Expense	-	-
Daily Expenses	10,569	11,205
Days Cash	0.00	66.32
Unrestricted Cash	-	743,122
Prior Year Cash	-	-
Meets Standard (60 Days Cash)	Far Below	Meets Standard
7d - School Meets Debt Obligations	2016	2017
Meets Standard (Not Delinquent or in Default)	N/A	Meets Standard
Sustainability Indicators		
8a - School Within Available Resources	2016	2017
Year 1 Net Income	-	58,129
Year 1 Total Revenue	-	3,747,736
Year 1 Margin	0.00%	1.55%
Year 2 Net Income	58,129	(242,909)
Year 2 Total Revenue	3,747,736	3,614,739
Year 2 Margin	1.55%	-6.72%
Current Net Income	(242,909)	338,821
Current Total Revenue	3,614,739	4,428,558
Current Year Adjusted Margin	-6.72%	7.65%
3 Year Total Margin	-	1.31%
One time investment adjustment	-	No
Meets Standard (3 Year Positive Margin and Most Recent Year Positive)	-	Meets Standard
8b - Reasonable Proportion of Assets Financed	2016	2017
Total Liabilities	6,416,599	2,698,246
Total Assets	3,726,325	4,148,497
Debt:Assets	1.72	0.65
Meets Standard (Debt:Assets < .90)	Does Not Meet	Meets Standard

SPF Performance Operational



COMPLIANCE

Access & Equity Indicators

	2015	2016	2017
Are the school's admissions and enrollment practices fair and equitable, as required by law?	-	-	Meets
Is the school ensuring the rights of students with disabilities?	-	-	Meets
Does the school ensure that English Language Learners are identified and provided appropriate services?	-	-	Meets
Does the school's discipline policies and practices protect the rights of students?	-	-	Meets
Is the school monitoring and minimizing attrition rates and maintaining enrollment stability?	-	-	TBD

Health & Safety Indicators

	2015	2016	2017
Does the school have safe and secure facilities?	-	-	Meets
Does the school have policies and programs that establish a safe and secure school environment?	-	-	Meets

Governance & Management Indicators

	2015	2016	2017
Does the school ensure teachers and school leaders have required licensure?	-	-	Meets
Is the school holding management accountable?	-	-	Meets
Is the school complying with charter school governance requirements?	-	-	Meets
Is the school meeting financial reporting and compliance requirements?	-	-	Meets
Is the school complying with required federal and state reporting?	-	-	Meets