

Not Available

Oceanside Collegiate Academy
2017-2018 Standing

Mission: serves high school students in a safe, small setting who seek the opportunity and challenge of a rigorous curriculum, high academic standards, and outstanding athletics while earning up to two years of college credit.



Year Opened:

2016

Grades Served:


9-12

Location:

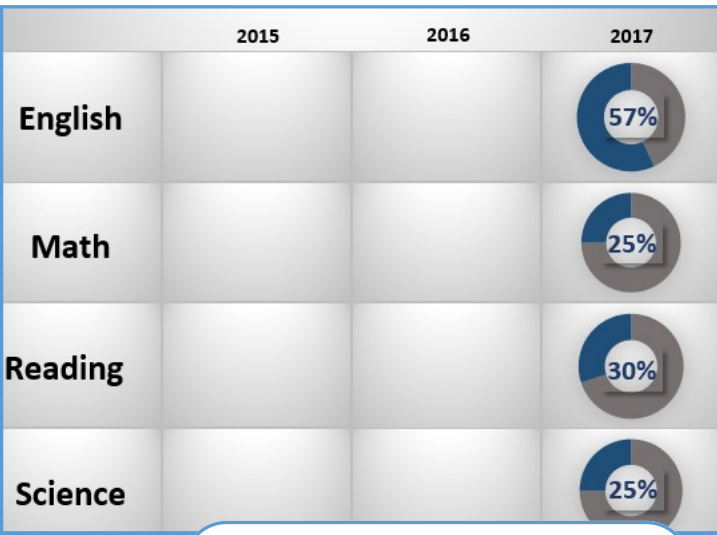
Greenville, SC

Year	Enrollment	FRL%	POC%	SPED%	EL%
2015	-	-	-	-	-
2016	-	-	-	-	-
2017	317	5.7	18.0	4.1	-

SPF Performance High

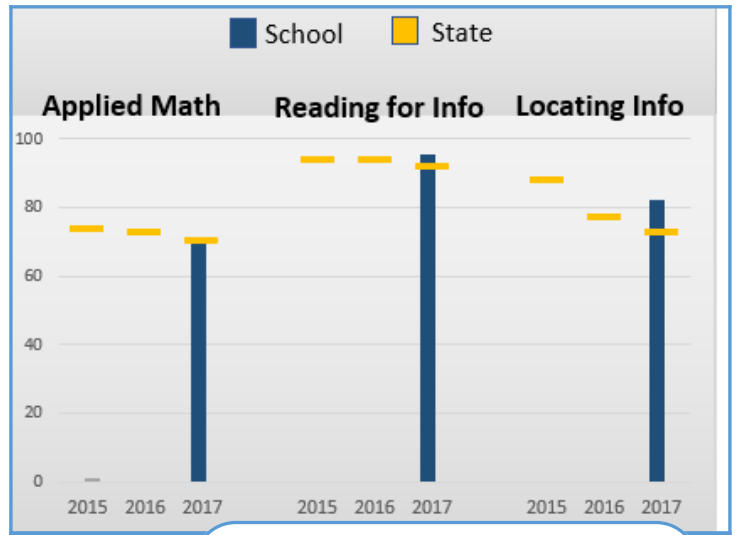


High School



COLLEGE READINESS

Readiness Rating: TBD



WORKFORCE READINESS

Readiness Rating: TBD

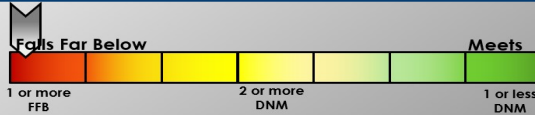
Measure	16-17 %M/E	Standard Rating	PY %	Trend Rating	District %M/E	Comparison Rating
Math%	91.2	Exceeds	-	NA	80.9	Exceeds
English%	98.5	Exceeds	-	NA	77.4	Exceeds
Biology%	92.4	Exceeds	-	NA	78.2	Exceeds
US Hist%	87.5	Exceeds	-	NA	73.2	Meets
EVAAS	Level 2	Below Average*	-	-	-	-
ACT Comp.	18.8	Exceeds**	-	NA	19.2	Approaching
4yr Grad	88.2	Meets	-	NA	84.2	Meets
5yr Grad	-	-	-	NA	-	-

*EVAAS ratings correspond to state naming conventions; in alignment with state accountability, high school EVAAS is reported here, but not included in calculations.

**Denotes the school fell significantly below the 95% participation rate requirement; this interferes with the external validity of the outcomes and should be considered when interpreting results.

FINANCE

SPF Performance Financial



Near-Term Indicators

Does the school have adequate cash on hand to pay expenses?	Meets
Does the school have the ability to cover its current liabilities with its current assets?	Meets
Is the school able to meet debt obligations or covenants?	Meets

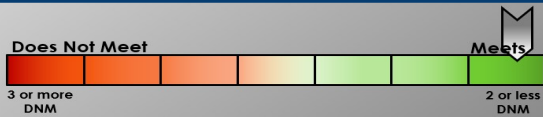
Sustainability Indicators

Is the school living within its available resources?	Falls Far Below
Is a reasonable proportion of the school's assets financed through debt?	Does Not Meet
Other: What percentage of expenditures is coded as being for instruction?	24%

Near-Term Indicators

7a - School Assets Cover Liabilities		2017
Current Assets		2,317,510
Current Liabilities		1,981,562
Current Ratio		1.17
Prior Year Current Ratio		#DIV/0!
Meets Standard (Current Ratio > 1.1)		Meets Standard
7b2 - Adequate Cash on Hand (Using Cash/Equivalents)		2017
Unrestricted Cash		697,957
Total Expenses		3,819,055
Depreciation Expense		-
Daily Expenses		10,463
Days Cash		66.71
Unrestricted Cash		697,957
Prior Year Cash		-
Meets Standard (60 Days Cash)		Meets Standard
7d - School Meets Debt Obligations		2017
Meets Standard (Not Delinquent or in Default)		Meets Standard
Sustainability Indicators		
8a - School Within Available Resources		2017
Current Net Income		(362,679)
Current Total Revenue		3,456,376
Current Year Total Margin		-10.49%
3 Year Total Margin		-10.49%
Far Below (3 Year Margin < -1.5%)		Far Below
8b - Reasonable Proportion of Assets Financed		2017
Total Liabilities		12,869,862
Total Assets		12,501,808
Debt:Assets		1.03
Does Not Meet (Debt:Assets > .90)		Does Not Meet

SPF Performance Operational



COMPLIANCE

Access & Equity Indicators

	2015	2016	2017
Are the school's admissions and enrollment practices fair and equitable, as required by law?	-	-	Does Not Meet
Is the school ensuring the rights of students with disabilities?	-	-	Meets
Does the school ensure that English Language Learners are identified and provided appropriate services?	-	-	Meets
Does the school's discipline policies and practices protect the rights of students?	-	-	Meets
Is the school monitoring and minimizing attrition rates and maintaining enrollment stability?	-	-	TBD

Health & Safety Indicators

	2015	2016	2017
Does the school have safe and secure facilities?	-	-	Meets
Does the school have policies and programs that establish a safe and secure school environment?	-	-	Meets

Governance & Management Indicators

	2015	2016	2017
Does the school ensure teachers and school leaders have required licensure?	-	-	Meets
Is the school holding management accountable?	-	-	Meets
Is the school complying with charter school governance requirements?	-	-	Meets
Is the school meeting financial reporting and compliance requirements?	-	-	Meets
Is the school complying with required federal and state reporting?	-	-	Meets