



Mission: to provide a solid, core based educational program and develop exceptional learners and leadership scholars who achieve their highest potential.



Year Opened:

2014

Grades Served:


PK-5

Location:

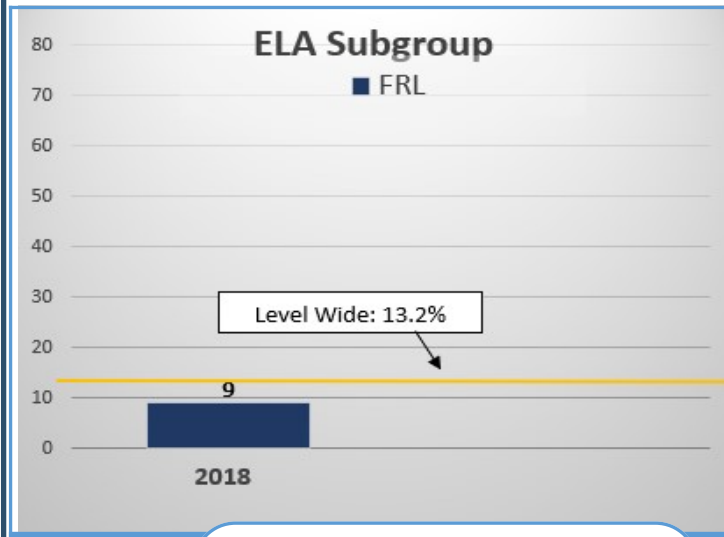
Greenville, SC

Year	Enrollment	Poverty%	SOC%	SPED%	EL%
2015	79	90.0	100.0	13.6	0.0
2016	138	92.0	94.9	-	71.0
2017	198	92.9	95.5	16.2	-
2018	207	92.4	98.1	18.4	-

SPF Performance Elementary

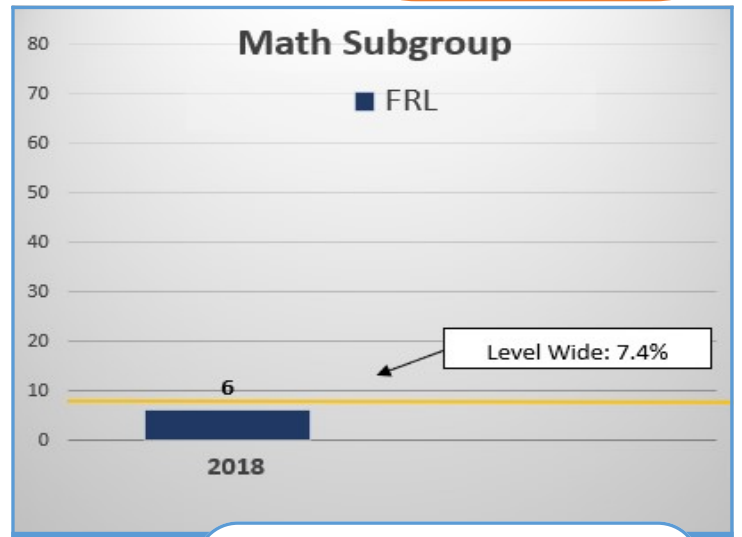


Elementary School



ENGLISH

Subgroup Rating: Not Rated



MATH

Subgroup Rating: Not Rated

Measure	15-16 %M/E	16-17 %M/E	17-18 %M/E	Standard Rating	Trend Rating	Resident District	Comparison Rating
ELA%	28.6	10.8	13.2	Does Not Meet	Does Not Meet	51.6	Does Not Meet
Math%	7.1	16.2	7.4	Does Not Meet	Approaching	60.1	Does Not Meet
Science%	-	17.6	5.3*	Does Not Meet	NA	59.5	Does Not Meet
SocStud%	-	47.1	10.0*	Does Not Meet	NA	77.7	Does Not Meet
EVAAS	-	L3	L3	Average	-	NA	NA

Primary Grade Data: Reported in State Report Card

SPF Performance Financial



Near-Term Indicators

Does the school have the ability to cover its current liabilities with its current assets? **Meets**

Does the school have adequate cash on hand to pay expenses? **Meets**

Is the school able to meet debt obligations or covenants? **Meets**

Sustainability Indicators

Is the school living within its available resources? **Does Not Meet**

Is a reasonable proportion of the school's assets financed through debt? **Meets**

Other Measures (not included in evaluation)

What percentage of expenditures is coded as being for instruction? **51%**

Expenditure Per Pupil (all funds) **\$16,360.87**

Expenditure Per Weighted Pupil (all funds) **\$10,932.73**

7a - School Assets Cover Liabilities			
	2016	2017	2018
Current Assets	576,240	910,882	830,054
Current Liabilities	85,302	216,757	277,932
Current Ratio	6.76	4.20	2.99
Prior Year Current Ratio	3.04	6.76	4.20
Meets Standard (Current Ratio > 1.1)	Meets Standard	Meets Standard	Meets Standard
7b2 - Adequate Cash on Hand (Using Cash/Equivalents)			
	2016	2017	2018
Unrestricted Cash	386,324	780,319	578,534
Total Expenses	1,417,700	2,089,100	2,854,972
Depreciation Expense	110	1,316	8,552
Daily Expenses	3,884	5,720	7,798
Days Cash	99.47	136.42	74.19
Meets Standard (60 Days Cash)	Meets Standard	Meets Standard	Meets Standard
7d - School Meets Debt Obligations			
	2016	2017	2018
Meets Standard (Not Delinquent or in Default)	Meets Standard	Meets Standard	Meets Standard
8a - School Within Available Resources			
	2016	2017	2018
Current Net Income	322,103	202,171	(79,811)
Current Total Revenue	1,739,803	2,291,271	2,775,161
Current Year Adjusted Margin	-	8.88%	-2.57%
3 Year Total Margin		13.30%	6.66%
Does Not Meet (3 Year Margin > -1.5%, Trend is Not Positive for Last Two Years)		Meets Standard	Does Not Meet
8b - Reasonable Proportion of Assets Financed			
	2016	2017	2018
Total Liabilities	85,302	216,457	277,932
Total Assets	580,080	913,406	895,071
Debt: Assets	0.15	0.24	0.31
Meets Standard (Debt: Assets < .90)	Meets Standard	Meets Standard	Meets Standard

SPF Performance Operational



Access & Equity Indicators

	2016	2017	2018
Are the school's admissions and enrollment practices fair and equitable, as required by law?	Meets	Meets	Meets
Is the school ensuring the rights of students with disabilities?	Meets	Does Not Meet	Meets
Does the school ensure that English Language Learners are identified and provided appropriate services?	Meets	Meets	Meets
Does the school's discipline policies and practices protect the rights of students?	Meets	Meets	Meets
Is the school monitoring and minimizing attrition rates and maintaining enrollment stability?	Meets	TBD	TBD

Health & Safety Indicators

	2016	2017	2018
Does the school have safe and secure facilities?	—	Meets	Meets
Does the school have policies and programs that establish a safe and secure school environment?	—	Meets	Meets

Governance & Management Indicators

	2016	2017	2018
Does the school ensure teachers and school leaders have required licensure?	Meets	Meets	Meets
Is the school holding management accountable?	Meets	Meets	Meets
Is the school complying with charter school governance requirements?	Meets	Meets	Meets
Is the school meeting financial reporting and compliance requirements?	Does Not Meet	Does Not Meet	Meets
Is the school complying with required federal and state reporting?	Meets	Meets	Meets