



2017 Report Cards

GREEN CHARTER SCHOOL

Principal: Adem Dokmeci

Superintendent: Elliot Smalley

Board Chair: Don McLaurin

School Phone: 864-288-4134

Enrollment 663

Grades K-9

Teachers 45

State Rating History*

Past Year's Ratings

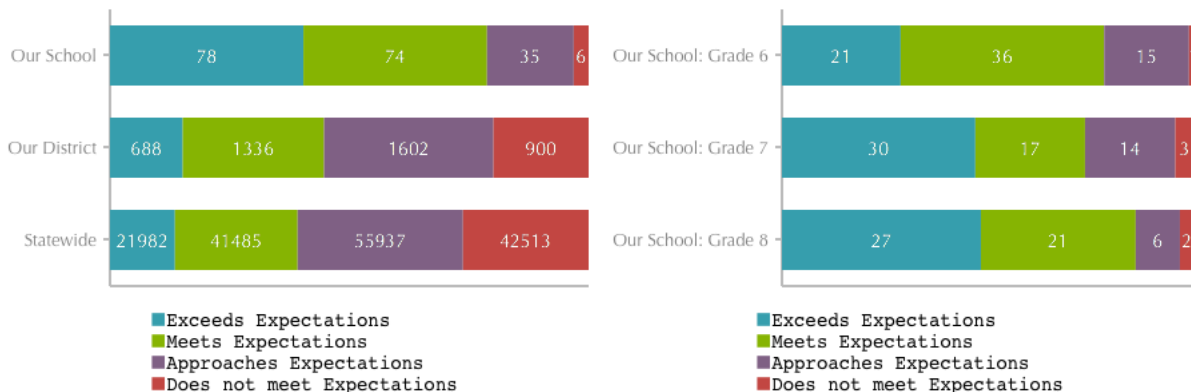
2014 - N/A

2013 - N/A

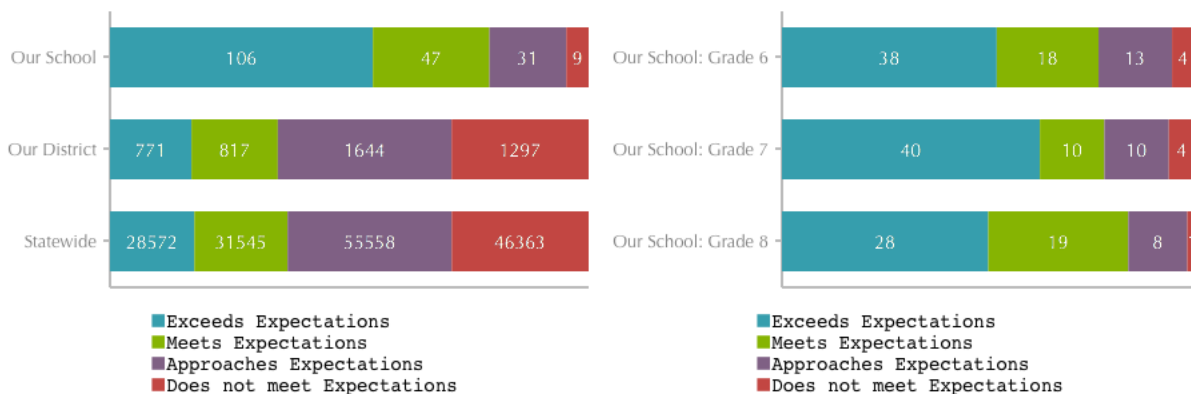
2012 - N/A

SC READY South Carolina College-and Career-Ready Assessments

English



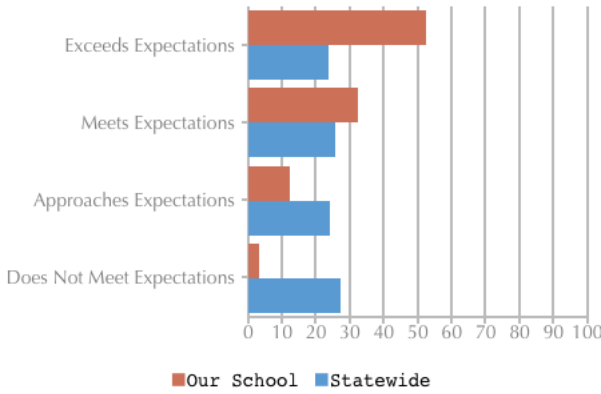
Mathematics



SCPASS

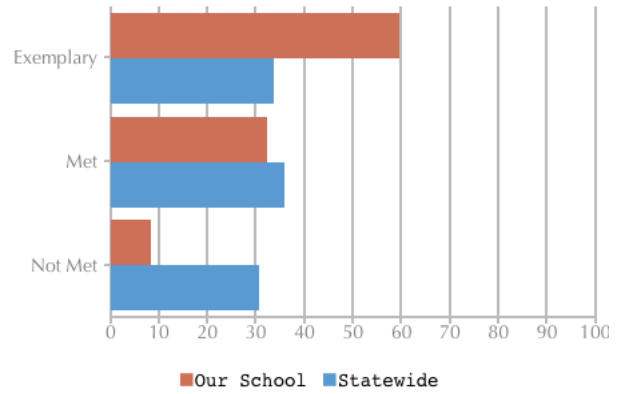
Science

Social Studies



Our School: Percent Met and Above for each grade level

6th Grade	7th Grade	8th Grade
87.7	79.7	85.7



Our School: Percent Met and Above for each grade level

6th Grade	7th Grade	8th Grade
90.4	92.2	92.9

End of Course Tests

Percent of tests with scores of 60 or above on:	Our School
Algebra 1/Math for the Technologies 2	92.7
English 1	97.1
Biology 1	84.0
US History and the Constitution	-1.0
All Subjects	92.0

Opportunities

For students to meet the profile of the SC Graduate

	Our School	Change from last year
Students (n = 663)		
% of students in poverty (TANF, Medicaid, SNAP, foster child or homeless)	24.6	Up from 22.6
Percent of Students (7th and 8th grade) enrolled in high school credit courses	40	Down from 64
Attendance rate	96.4	Down from 96.9
With disabilities	7.5	Up from 7.2
Out-of-school suspensions or expulsions for violent and/or criminal offenses	0.0	No change
Percentage of students served by gifted and talented program	25.7	Up from 22.5
Percentage of students retained	0.2	No change
Annual Dropout Rate	0.0	No change

Teachers (n = 45)

Percentage of teachers with advanced degrees	24.4	Down from 32.4
Percentage of teachers on continuing contract	37.8	Up from 35.1
Teachers returning from previous year	81.7	N/A
Teacher attendance rate	98.4	Up from 98.3
Average teacher salary	\$39,000	Up from \$37,238
Professional development days/teacher	0.6	Up from 0.4
Percentage of teacher vacancies for more than 9 weeks	0.0	Down from 10.5

School

Principal's/Superintendent's/Director's years at school/district	5	Up from 3
Student-teacher ratio in core subjects	7.6 to 1	Down from 22.4 to 1
Prime instructional time	94.4	Down from 95.1
Opportunities in the arts	Good	No change
Opportunities in foreign languages	Poor	No change
AdvancEd (SACS) accreditation	Yes	No change
Parents attending conferences	15.0	Down from 86.1
Character development program	Below Average	Down from Average
Average age of books / electronic media in the school library	N/AV	N/A
Number of resources available per student in the school library media center	N/AV	N/A
Percent of classrooms with wireless access	91-100%	N/A
Percent of students served by 1:1 learning	31-40%	N/A
Number of devices dedicated for student use	249	N/A
Percentage of classes not taught by highly qualified teachers	Under Revision	N/A
Dollars spent per pupil	N/AV	N/A
Percent of expenditures for instruction	N/AV	N/A
Percent of expenditures for teacher salaries	N/AV	N/A
Number of online or blended (50% online) courses offered	N/AV	N/A

Evaluations by Teachers, Students, and Parents

Evaluations by Teachers, Students, and Parents			
	Teachers	Students*	Parents*
Number of surveys returned	36	24	49

Percent satisfied with learning environment	94.4%	70.8%	89.8%
Percent satisfied with social and physical environment	91.6%	54.1%	87.8%
Percent satisfied with school-home relations	91.7%	82.6%	85.7%

*Only students at the highest middle school grade and their parents were included